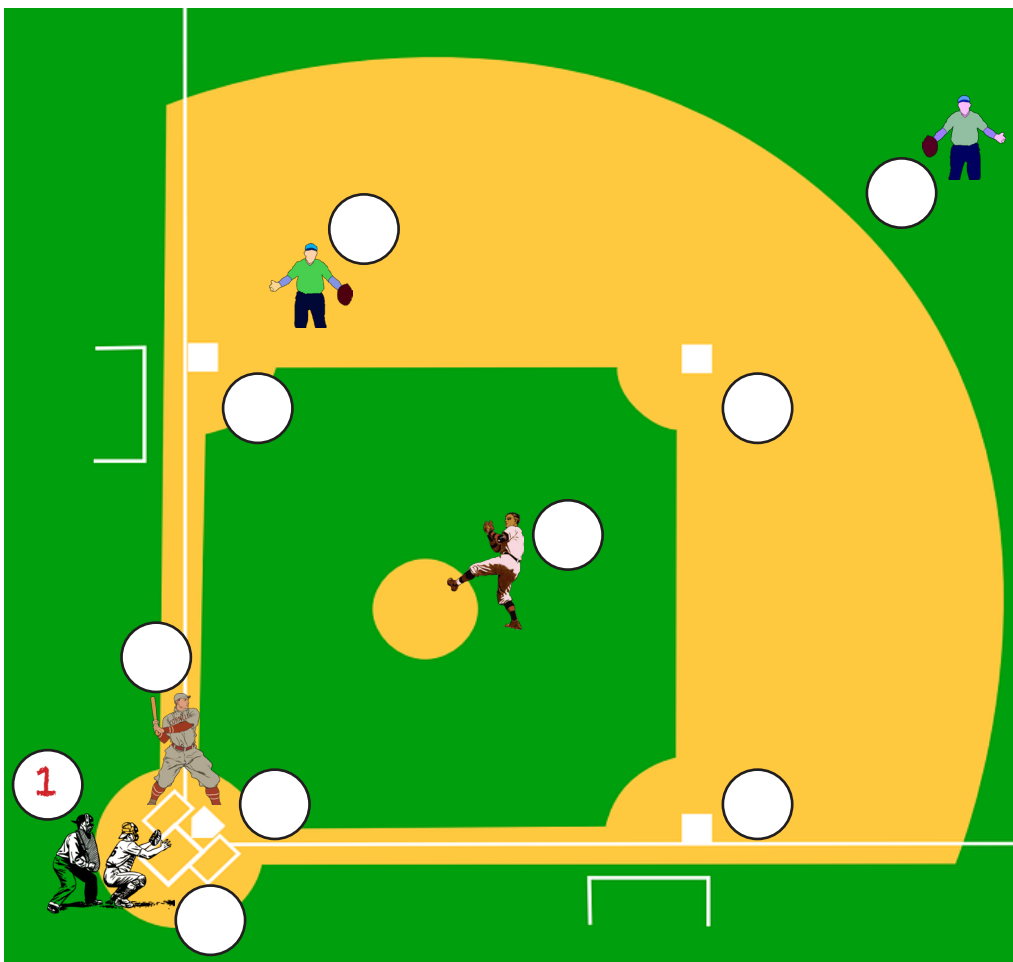


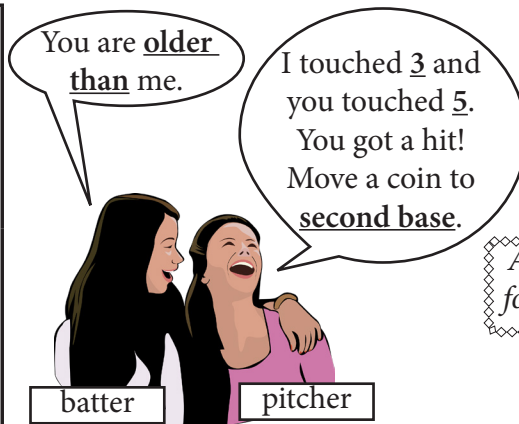
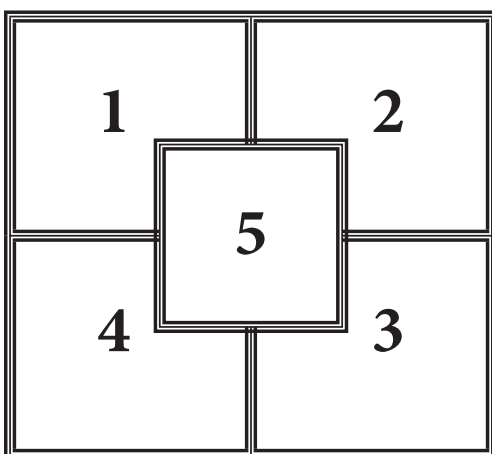


Match the names of the players and parts of the game by writing each number in the correct circle next to the pictures below.

1	umpire	6	home plate
2	pitcher	7	third base
3	outfielder	8	second base
4	infielder	9	first base
5	batter	10	catcher



With a partner decide who will start as the "batter" and who will start as the "pitcher." The batter first makes a statement about two or more people or things in your classroom using either a comparative or superlative. Then both of you close your eyes and touch the numbered squares at the bottom. Open your eyes and compare the numbers you are touching. If the number the pitcher touches is bigger, the batter gets one out. When the batter gets three outs, you and your partner switch positions. If the batter touches a bigger number, they have a hit. The batter then moves a coin around the bases. The difference between the two numbers tells you how many bases the batter can move that coin. The coin must remain on that base until the next hit. After each hit or out, the batter must say a new statement with a different comparative or superlative before the players touch the squares again. Every time the batter gets a new hit, they can place a new coin on first base and move any other coins on the field ahead one base. Every time the batter moves a coin around all the bases to home plate, they get one point. Keep switching positions until both you and your friend have each been batter and pitcher nine times. At that point, the player with the most points wins.



Answers for above

